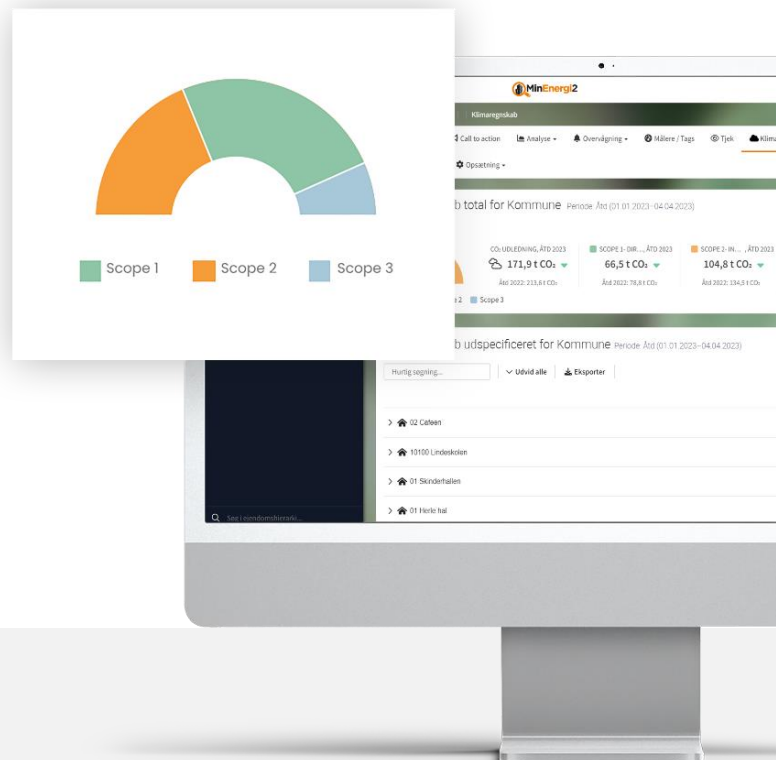


Take full control of your energy consumption and carbon emissions

The distinguishing features of the retail and wholesale sector include buildings with a wide range of uses, appreciable transportation of goods and **high energy consumption**. This sounds like quite a challenge. Or does it?



Digital Energy Management

The MINENERGI2 platform is designed to automate the administration of large property portfolios and vehicle fleets. The value of switching from manual processes to working with energy as a fully automated and coherent area is simply enormous. The principal benefit comprises quick and easy work processes, backed by full control and overview of consumption, along with simple reporting.

One solution for all your energy data

You receive a complete solution for all your energy data – encompassing all energy sources and a total of six areas of consumption. We register consumption data by setting up remote monitoring of your meters, as well as integrations with other systems such as fleet management systems, FM software, BM and waste management systems. In this way, all your data can be consolidated in a single platform.

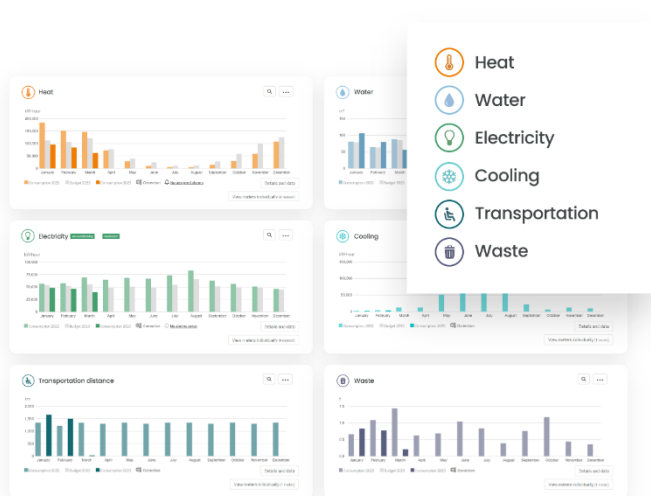
Get off to a good start. We're with you every step of the way.

We take care of the entire project. You receive a turnkey solution enabling you to consolidate all aspects of energy management into a single, coherent area with benefits including full overview, transparency and control – for a direct impact on your bottom line. We're still with you after implementation, offering a service level agreement for every Energy Management set-up you choose to adopt, ensuring that you have access to expertise, consultancy and ongoing support in your operations. Every day.



Saving energy has never been more important

A department store packed with electronics, a supermarket packed with refrigerated goods ... these are highly energy-intensive situations. Energy, sustainability and climate impact are all aspects that we must soon be able to measure accurately. Reliable insight into energy data and consumption lays the foundations for generating savings, streamlining operations and setting new goals for reducing climate impact. The result? Energy savings and tangible benefits in the form of lower costs and reduced carbon emissions – parameters which, at the end of the day, score highly with your customers and consumers.



By setting up digital remote reading of energy meters in buildings, for example, we establish a new framework for your administrative processes concerning energy-related operation. To do this, we use smart tools for overview and monitoring, analysis and benchmarking, budgets and forecasting, and, in particular, reporting.

Complete overview of consumption along with analysis

We register data on fully six areas of consumption: electricity, water, heating, cooling, transport and waste. This enables you to consolidate all your consumption data in a single platform and, at the same time, to generate more comprehensive reports.

Energy as a single, coherent work area

From manual work processes to a fully automated and coherent work area, allowing you to boost the efficiency of your initiatives and subsequently document the returns.

Climate report in a single click

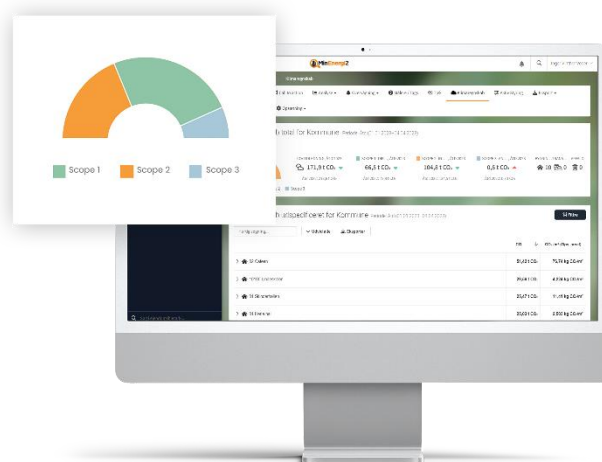
Are you subject to the new EU requirement for CSRD reporting? If so, our climate report is – to put it mildly – a huge help for you. With the introduction of MINENERGI2, we have taken care of the work processes required to collect data for your green accounts.

Automated climate report

When you invest in running your daily Energy Management in MINENERGI2, you also receive a complete and automated climate report function as a part of the package.

Energy and consumption data are entered automatically and displayed in DKK, kWh/m³ and volumes of CO₂. Data are divided up into Scopes 1, 2 and 3, in accordance with the GHG protocol.

You can then register other Scope 3 activities manually so as to create a complete climate report on the basis of MINENERGI2. A single click is all it takes to generate the report – which is arguably the easiest way to produce a complete climate report.



These customers **are** already saving energy with **MINENERGI2**

 **BRUUNS GALLERI**

 **FIELD'S**

jem & fix

 **HARTMANN**

 **BESTSELLER**

DAVIDSEN

AO

COOP

REMA 1000

MOSS COPENHAGEN

HILTI

ELGIGANTEN 

 **SAINT-GOBAIN**

And many more ...

**Contact us to find
out more about the
opportunities and
potential offered by
MINENERGI2.**

Head Office

EnergiData A/S
Centervej 5
DK-4600 Køge

Regional Office, Jutland

EnergiData A/S
Åhave Parkvej 11
DK-8260 Viby J

Phone: +45 46 14 14 60

Email: salg@energidata.dk